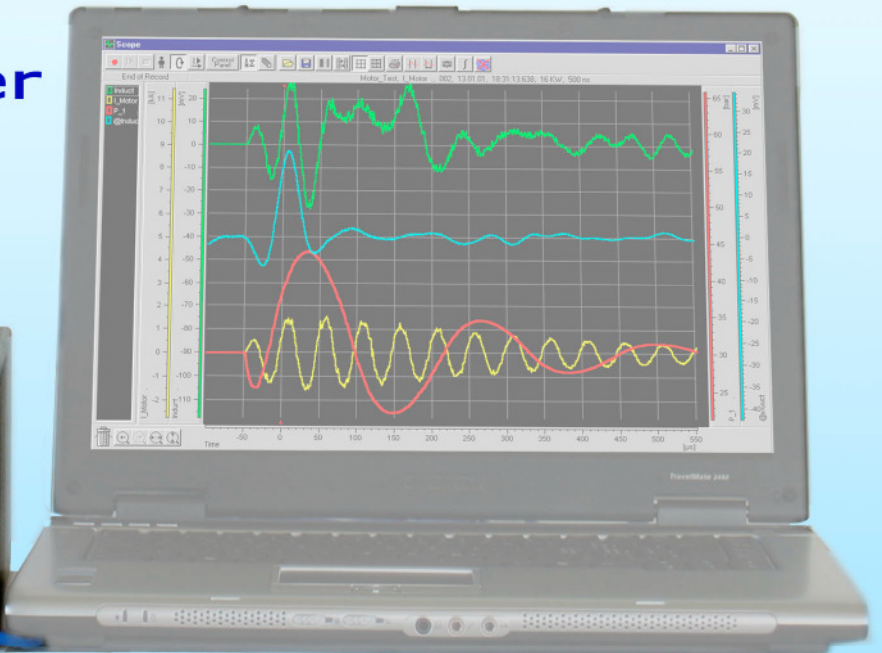


TraNET FE


Front-End Unit controlled by Ethernet

Transientrecorder

- Disk Recorder
- Event Recorder
- FFT-Analyser
- DSO



- 4 different Models, 4-32 Channels
- Sample Rate up to 80MHz / Ch
- 14 or 16 Bit
- +/-50mV ... +/-50V
- Accuracy typ. 0.03%
- Differential or Single-Ended inputs
- Stand-alone operation



Key Capabilities

- Particularly suitable for mobile applications
- Remote controlled by a PC (e.g. Notebook) via Ethernet/LAN 100/1000 MB/s, unlimited distance
- Stand-alone operation
- Embedded IBM PPC processor, Linux OS
- Large channel memory
- Fast continuous recording to integrated hard disk
- Multiblock recording with zero dead time
- ECR: Event Controlled Recording, overlapped Multiblock
- Dual recording (fast events during slow continuous)
- Flexible Advanced Triggering: slope, win-in/out, pulse, period, slew-rate, pre/post-trigger with timestamp
- External Time Base and Trigger inputs
- Up to 16 digital inputs (Markers)
- Anti-Aliasing Filter (200Hz .. 5MHz) available
- ICP option (4mA power source for Piezo Sensors)
- Device synchronising option for applications with large number of channels
- Very high accuracy using built-in autocalibration hardware
- Powerful operation and analysis software **TransAS**

Main Technical Data

Detailed specification of measuring hardware: See TPCX module specification

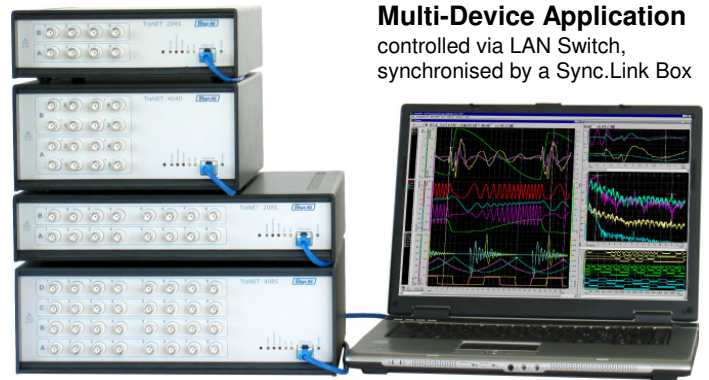
Measurement Ranges:	±50mV .. ±50V, DC/AC coupl., 1MΩ 42pF
Adjustable Offset:	0 .. 100% of Range
Range error:	max. ±0.1%, typ. ±0.03%
Offset error:	max. ±0.1%, typ. ±0.02%
Input Noise:	<10µVrms @ 10kHz <100µVrms @ max. Smpl.Rate
SNR (signal to noise ratio):	>90dB @ 10kHz >60dB @ max. Smpl.Rate
CMRR (differential inputs):	>78dB (DC .. 1kHz) >60dB (...100kHz)
Time Base error:	max. ±100ppm, typ. 30ppm
Max. Input Voltage:	±100V at the BNC-plugs
Mains Power Voltage:	100 .. 230Vac, 50 .. 60Hz
Power consumption:	TraNET 204 max. 40W TraNET 208 max. 60W TraNET 404 max. 60W TraNET 408 max. 120W Built-in Low Noise Fans
Operating Temperature:	0 .. 45 °C
Storage Temperature:	-20 .. 60 °C

Single-Device Operation




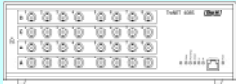


Multi-Device Application

controlled via LAN Switch, synchronised by a Sync.Link Box



List of TraNET Front End Standard Models

Model		No. of Ch	Max. Sample Rate / Ch MHz	ADC Resolution		Memory MSmpl / Ch	
Base Unit	Model Extension *1)			(16Bit: Up to 1/8 of max Smpl.Rate)		Stand.	Opt.
 225 x 72 x 280 mm, 3.1 kg	..-1x4S/ff/bb	4 SE (2 Diff)	10	14 Bit	16 Bit	16 MS	64 MS
	..-1x4D/ff/bb	4 Diff	20				
	..-2x4S/ff/bb	8 SE (4 Diff)	40				
		80					
 225 x 112 x 280 mm, 4.3 kg	..-2x4D/ff/bb	8 Diff	10				
	..-3x4S/ff/bb	12 SE (6 Diff)	20				
	..-4x4S/ff/bb	16 SE (8 Diff)	40				
 320 x 72 x 280 mm, 4.5 kg	..-1x8S/ff/bb	8 SE (4 Diff)	10				
	..-1x8D/ff/bb	8 Diff	20				
	..-2x8S/ff/bb	16 SE (8 Diff)					
 380 x 112 x 280 mm, 6.2 kg	..-2x8D/ff/bb	16 Diff	10				
	..-3x8S/ff/bb	24 SE (12 Diff)	20				
	..-4x8S/ff/bb	32 SE (16 Diff)					

*1) To complete a device designation: Replace "ff" with Max. Sample Rate and "bb" with ADC Resolution.
 Example: TraNET 404-3x4S/40/16 means: Device with 12 single ended channels, 40MHz, 16Bit



CH-5443 Niederrohrdorf
 Switzerland
 Tel.: ++41..56 496 01 55
 Email: Info@elsys.ch

Your representative:



ELSTAR Elektronik AG
 Hardstrasse 41
 CH-5430 Wettingen
 Tel.: ++41..56 427 18 88
 www.elstar.com